

ONE REV ROTATING OVEN



WS-RV model with standard arch shown.

Job Name

Model

WS-RV-7880

Item#

The OneRev oven features an arched door opening 29.5 inches wide by 6.75 inches high. The oven floor diameter is 57 inches, resulting in a 15.3-square-foot cooking surface. Wood Stone's new Responsive Cooking Surface features a metal core with a proprietary ceramic coating. OneRev has set and forget controls that allow you to choose from 90 sec to 6 minutes one rotation cooking, with individual controls for top and bottom heat. The center flame (unique to Wood Stone) and side finishing flame work together with the underfloor burners to bake perfect pizzas in one revolution every time. It comes standard with a stainless-steel debris management mantel, and the double-layered insulated walls require only a 1-inch side clearance to combustibles. The oven arrives completely assembled, ETL Listed, ready to install, and is made in the USA by employee-owners. Find information about custom finishes, tools, and accessories online at: woodstone-corp.com.

NOW AVAILABLE:

- Tile-ready
- Built-in

HEARTH CAPACITY

8" pizzas:	16
12" pizzas:	11
16" pizzas:	7


FUEL CONFIGURATIONS

GAS-FIRED ONLY:


Configured to burn natural gas (NG) or propane (LP)

Specify gas type when ordering


- WS-RV-L:** designates left-side finishing burner



16 - 8"



11 - 12"



7 - 16"

Assuming 3.5-minute cook times, the approximate maximum hourly production capacity can be calculated by multiplying the above numbers by 17. Cook times will also vary depending on "style" of pizza.

REVISED: SPRING 2024

An ongoing program of product improvement may require us to change specifications without notice.

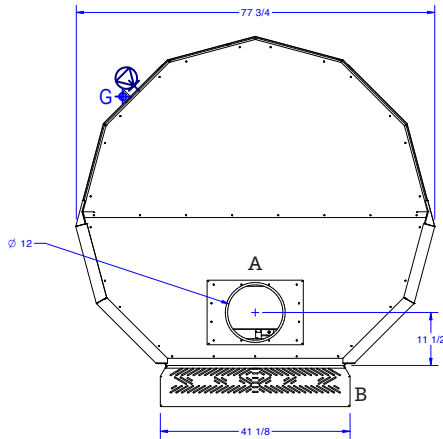
t. 360.650.1111
tf. 800.988.8103
f. 360.650.1166

Wood Stone Corporation
1801 W. Bakerview Rd.
Bellingham, WA 98226 USA
info@woodstone-corp.com
woodstone-corp.com

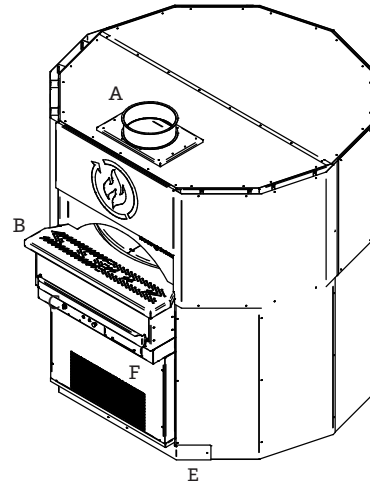


ONE REV ROTATING OVEN • WS-RV

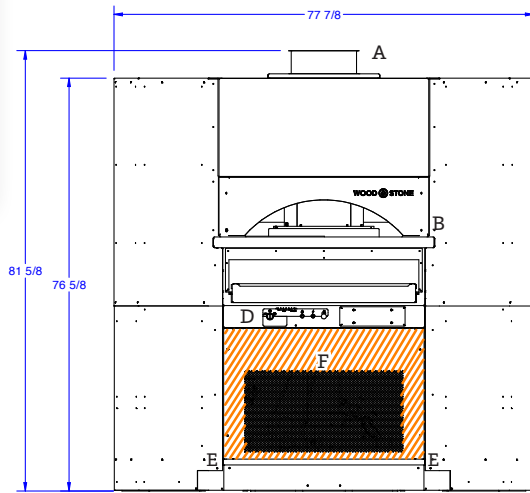
PLAN VIEW



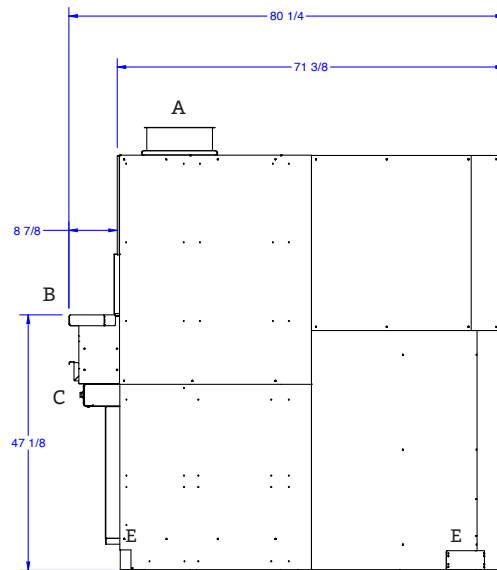
THREE-QUARTER VIEW



FRONT VIEW



SIDE VIEW



A	Flue Collar
B	Mantel
C	Control Panel
D	Function Switch
E	Forklift Here
	Electrical Connection
F	Service Panel
	Gas Connection
	Must Be Left Removable for Service
	AIR INTAKE: Do Not Facade or Cover Over

UTILITIES SPECIFICATIONS

GAS
1" gas inlet (FNPT)

BTU/hr Requirements
271,000 BTU/hr NG
295,000 BTU/hr LP

ELECTRICAL
Gas-Fired Only
120 VAC, 1.1 A, 60 Hz 1 Phase or
220-240 VAC, 0.5A, 50/60 Hz 1Phase
Connection made on lower left rear
side of the oven as shown.

VENTING INFORMATION

The OneRev Rotating Oven can be direct connected to a power-ventilated, grease-rated chimney or can be vented with a Listed Type 1 exhaust hood, or one constructed in accordance with NFPA 96 and all relevant local and national codes. The oven must be vented in accordance with all relevant local and national codes, and in a manner acceptable to the authority having jurisdiction.

Ship Weight: 3,200 lbs / 1,452 kg

REVISED: SPRING 2024

An ongoing program of product improvement may require us to change specifications without notice.

